




DOUBLE SLIP TILE VENT

20 YEAR GUARANTEE

The Double Slip Tile Vent is a very discreet flush fitting tile ventilator designed to incorporate small cuts of plain clay or concrete tiles to complete an uninterrupted roofscape. Ideal for machine or hand made plain tile types.



FEATURES AND BENEFITS

- Roof space ventilation to avoid damage and decay caused by condensation
- No batten cutting necessary
- Simple to install
- Acid rain resistant and UV stabilised
- Optional adaptor for pipe connection

APPLICATION

- Suitable for concrete and clay plain tiles at a roof pitch of 35° minimum
- High or low level roof space ventilation
- Soil ventilation and mechanical extraction

PRODUCT CODE AND COLOUR

HD TV10/10, black only

MATERIAL AND DIMENSIONS


Polycarbonate/polypropylene, 310 x 330mm

TECHNICAL INFORMATION


- Provides compliance with BS 5250 and BS 5534
- Ventilation airflow area 6100mm²

Airflow Resistance	
Flow Rate (l/s)	Pressure (Pa)
15	15
30	56
60	207
Vent Spacing	
Opening Equivalent (mm)	Fit at Centres (mm)
5	1220
10	610
25	245


RELATED PRODUCTS



Soil Pipe Adaptor Kit
Connects Standard 110mm pipework to the HD TV10/9 vent. May be used for soil ventilation and mechanical extraction, code: HD DPCSPA and adaptor only HD DPCA



InVerg® Interlocking Dry Verge System
Compatible with most machine made single & double cambered concrete and clay plain tile types. Suitable for use on new build or refurbishment, code: HD INVERG



HD PCS Individual Soaker
The pre-formed plain clay tile soaker is quick and simple to install, creating a weathertight detail at abutments. Manufactured from polypropylene, code: HD PCS



TILE VENT AND SOIL ADAPTOR COMPATIBILITY

FORTICRETE	TILE VENT	ADAPTOR
Gemini	TV10/11	DPCA, DPCSPA
Minislate	TV10/11	DPCA, DPCSPA

BREEDON		
Double Roll Type	TV15/3	TVA, TVSPA
Flat Type	TV15/1	TVA, TVSPA

MARLEY		
Anglia Plus	TV10/8	RSPA
Ashmore	TV10/11	DPCA, DPCSPA
Duo Modern	TV15/1	TVA, TVSPA
Double Roman	TV15/3	TVA, TVSPA
Ludlow Major	TV15/4	TVA, TVSPA
Ludlow Plus	TV10/6	RSPA
Mendip	TV15/2	TVA, TVSPA
Modern	TV15/1	TVA, TVSPA

MANNOK (QUINN)		
Locherne	TV15/2	TVA, TVSPA
Western Slate	TV15/1	TVA, TVSPA

DOUBLE LAP TILES		
Plain Tiles	TV10/5, TV10/9, TV10/10	PCA, PCSPA, DPCA, DPCSPA

BMI (REDLAND)		
49 Type	TV10/6	RSPA
Double Roman	TV15/3	TVA, TVSPA
Duo Plain	TV10/11	DPCA, DPCSPA
Grovebury	TV15/2	TVA, TVSPA
Landmark Dbl Pantile	TV15/2	TVA, TVSPA
Mini Stonewold	TV15/1	TVA, TVSPA
Norfolk Pantile	TV10/8	RSPA
Renown	TV15/7	TVSPA

RUSSELL		
Cheviot	TV15/4	TVA, TVSPA
Double Roman	TV15/3	TVA, TVSPA
Grampian	TV15/1	TVA, TVSPA
Highland	TV15/1	TVA, TVSPA
Pennine	TV15/2	TVA, TVSPA

WIENERBERGER (SANDTOFT)		
Calderdale Slate	TV15/1	TVA, TVSPA
Double Roman	TV15/3	TVA, TVSPA
Dual Calderdale	TV15/1	TVA, TVSPA
Shire Pantile	TV10/8	RSPA
Standard Pattern	TV10/6	RSPA

NOTE: PCA, TVA, AND DPCA ARE ADAPTORS ONLY



Where recycled symbol is shown, the back of the tile vents contain up to 70% recycled PP

Soil pipe adaptors (not the hose) contain up to 50% recycled PP