
Declaration of Performance - Zenon Pro 36

No. DCHDL-03-2021-ZP-004

1. Unique identification code of the product-type:

Zenon Pro 36

2. Type, batch or serial number or any other element allowing identification of the construction product as required under article 11 (4) of the COP:

**Light transmitting single skin profiled glass reinforced polyester sheets.
Specific product details provided on the Delivery Note.**

3. Intended use or uses of the construction product, in accordance with the applicable harmonised technical specification, as foreseen by the manufacturer:

For discontinuously laid internal lining roof and wall coverings for buildings.

4. Name, registered trade name or registered trade mark and contact address of the manufacturer as required under article 11 (5):

**Hambleside Danelaw Limited
Long March
Daventry
Northamptonshire
NN11 4NR**

5. Where applicable, name and contact address of the authorised representative whose mandate covers the tasks specified in article 12 (2):

**Robin Hupfield
Hambleside Danelaw Limited
Long March
Daventry
Northamptonshire
NN11 4NR**

6. System or systems of assessment and verification of constancy of performance of the construction products set out in CPR, Annex V:

System 4

7. In case of the declaration of performance concerning a construction product covered by a harmonised standard:

BS EN 1013:2012 + A1:2014

8. Declared performance:

Harmonised Technical Specification EN 1013:2012 + A1:2014	
External fire performance	NPD - UK fire ratings declared separately
Reaction to fire	NPD - UK fire ratings declared separately
Water vapour permeability	1.5 x 10 ⁻⁵ mg(m.h.Pa)
Water / air permeability	Pass
Release of dangerous substances	NPD
Dimensional tolerances	Pass
- Small hard body impact resistance	NPD
- Large soft body impact resistance (assembly)	NPD. Performance to ACR(M)001 declared separately in accordance with NARM NTD03
Mechanical resistance	NPD
Flexural tensile strength	NPD
Durability, as variation (after ageing):	
- of yellowness index	NPD
- of the light transmission	NPD
- on flexural strength for: > flexural strength, and > flexural modulus	NPD NPD

9. The performance of the product identified in points 1 and 2 is in conformity with the declared performance in point 8. This declaration of performance is issued, in accordance with Regulation (EU) No 305/2011, as it has effect in the United Kingdom under the sole responsibility of the manufacturer identified in point 4.

Signed for and on behalf of the manufacturer by:

Robin Hupfield - Commercial Director

01.03.2021

Date of issue



Signature

Product information sheet

Hambleside Danelaw Limited
Long March
Daventry
Northamptonshire
NN11 4NR

Description

Light transmitting profiled sheet CE and UKCA marked in accordance with BS EN 1013:2012 + A1:2014 for site and factory assembled GRP rooflights for discontinuously laid external roof, wall and ceiling linings for buildings. Manufactured from translucent glass reinforced UV stable polyester with UV protective layer on the outer weather surface for external use.

All Hambleside Danelaw products are designed and manufactured under our ISO 9001:2008 approved design, development and manufacturing system to meet the requirements of BS EN 1013:2012 + A1:2014. They have been tested for fire retardance in accordance with BS476, and are available with fire ratings of S.AA or S.AB to BS476-3, Class 1 or Class 3 to BS476-7 or Class 0 to BS476-6.

Always avoid walking on rooflights at all times.

Handling

Suitable hand protection should be worn when handling GRP sheets to prevent cuts from sharp edges.

Care should be taken when handling the sheets in windy conditions as they may become difficult to handle due to the large surface area and low weight.

It is recommended that sheets are lifted onto roofs by mechanical means. Rooflights may be considered to be fragile until fully and correctly fitted and may be damaged by inconsiderate handling. It is preferable to carry sheets in the vertical position with the long edge horizontal. Special and particular care should be taken when handling FAIRs to avoid causing damage to the assembly and seals. Long units should never be lifted by the ends only or carried flat/horizontally.

Storage

All rooflights should be stored in clean dry conditions and off the ground.

For both single skin/sheet and site assembled rooflights, store on the delivery pallets or on suitable bearers spaced no more than 1.5 metres apart and keep all bearers aligned. For FAIRs store in accordance with the instructions on the pallet.

To avoid damage, all rooflights should be stored indoors or under cover. If this is not possible, install protective sheeting over the units anchored to the ground to prevent exposure to rain and direct sunlight prior to installation. All rooflights should be protected from direct sunlight prior to installation to avoid heat build-up and exposure to unprotected surfaces. FAIRs should be kept dry prior to installation to avoid any possible water ingress into the units that can cause condensation.

Installation

Hambleside Danelaw light transmitting single sheet and FAIRs GRP rooflights present no hazards to health as they are generally made to measure requiring no cutting and fixed into position with adequate natural ventilation.

If any cutting or drilling should be required by power tools in confined spaces, a build-up of airborne dust could be experienced. The Health and Safety Executive (HSE) have set Workplace Exposure Limits (WELs) for inhalable dust, for details of the limits refer to the latest edition of guidance note EH40, currently the limit for inhalable dust for long term exposure (8 hours TWA reference period) is 10mg/m³.

Should there be a possibility of exceeding the WEL, the use of a dust mask to at least FFP1 is recommended.

Skin contact with GRP dust may in some cases cause minor irritation. The dust should be washed from the skin using soapy water and if irritation persists, medical advice should be sought. This irritation can be avoided by using appropriate protective clothing and/or barrier cream.

Eye contact may cause irritation, if so flush the eye with copious quantities of clean water and seek medical attention. In line with current industry practice, always wear goggles when using powered tools.

Use

Hambleside Danelaw light transmitting single sheet and FAIRs GRP rooflights present no hazard in normal use.

Maintenance

It is recommended that rooflights and all associated fixings and seals are inspected every 2 to 3 years. Any loose or insecure fittings should be tightened or replaced as appropriate. To maintain light transmission due to soiling and to prevent any biological growth or contamination that may attack the surface protection, rooflights should be cleaned using a mild detergent in solution and a soft bristle brush; harsh chemicals or abrasive cleaners should not be used to avoid damaging the UV protective surface layer. If the protective layer is damaged it may, in some cases, be repaired with UV inhibiting clear varnish, however the long term performance and non-fragile period may be reduced.

Fire

In case of fire, toxic gases may be given off and suitable fire fighting precautions must be taken.

Disposal

Toxicological - Inert, no hazard

Ecological - Inert, no hazard

Contact Hambleside Danelaw for the current recommended disposal route.

Rooflights and Roof Safety

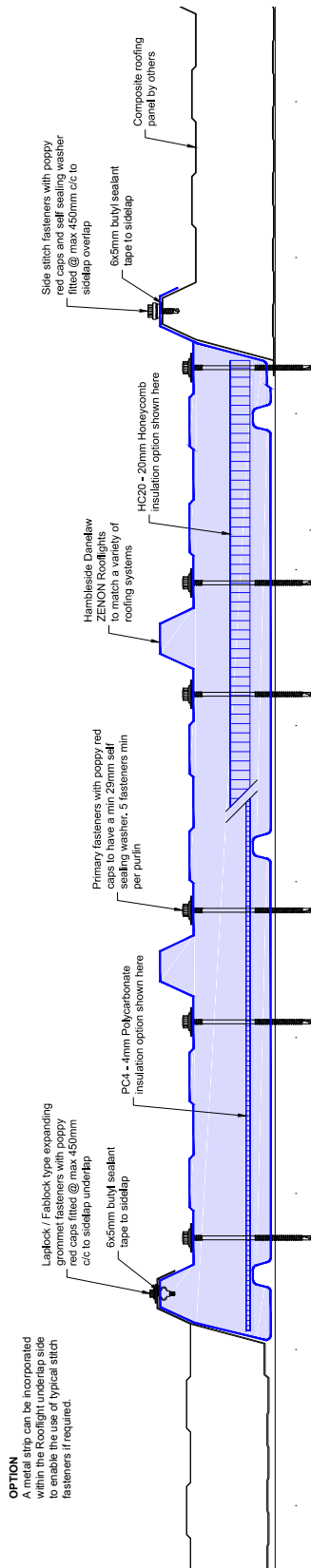
The Health and Safety Executive clearly state that those persons responsible for the design of a roof structure should consider carefully the potential to eliminate or reduce the hazard if using materials that are of a fragile nature. GRP rooflights provide an effective and long term means of compliance.

ACR[M]001:2014 (Fifth Edition) Test For Non-Fragility of Profiled Sheeted Roofing Assemblies is a test of the completed roof assembly that defines the test procedure and minimum standard required to demonstrate and achieve non-fragility classification. Further guidance is contained in Technical Document NTD03 produced by the National Association of Rooflight Manufacturers.

Recommended installation instructions

FACTORY ASSEMBLED INSULATED ROOFLIGHT - FAIR

HAMBLESIDE DANELAW ZENON FACTORY ASSEMBLED INSULATED ROOFLIGHT - TYPICAL CROSS SECTION



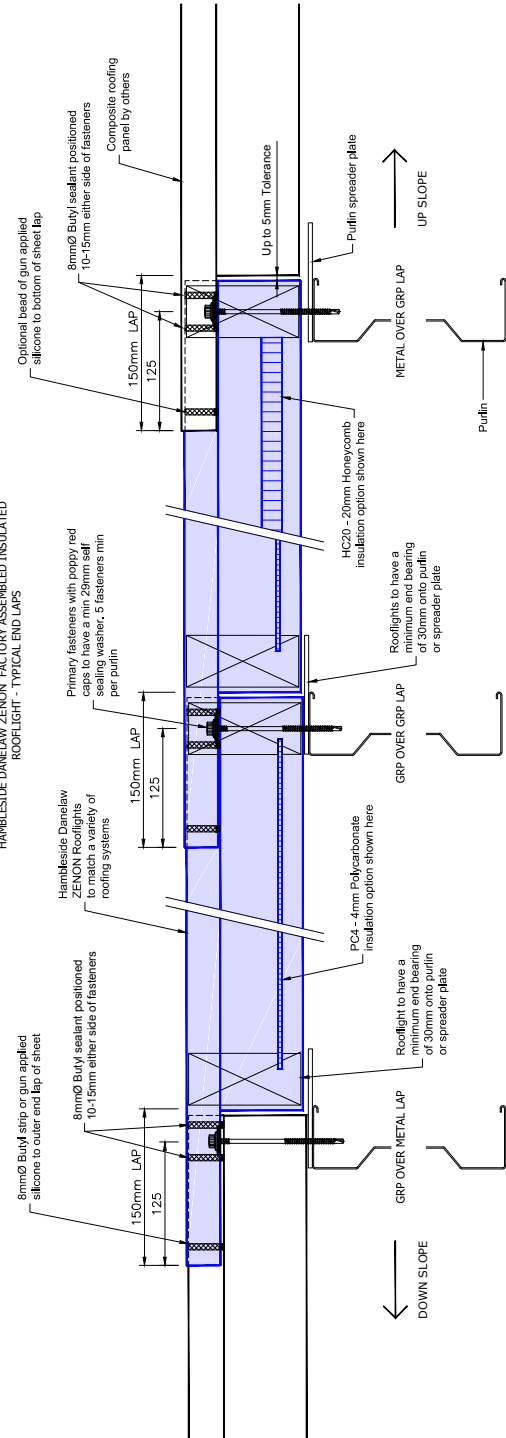
OPTION
A metal strip can be incorporated within the Rooflight underlap side to enable the use of typical slitch fasteners if required.

For further guidance on the sealing of Rooflights please refer to MICRMA Technical paper 16

DRAWING TITLE		Typical Fixing Details	
PROJECT		Factory Assembled Insulated Rooflights	
DATE	15.04.2015	SHEET	01
SCALE	SG	PAPER SIZE	A3
REVISION		REVISED BY	A
DRAWN BY			
CHECKED BY			
HAMBLESIDE DANELAW LTD			
RT-FAIR			
Hambleside Danelaw Ltd			
T 01327 701800			
F 01327 701801			
www.hamblesidedanelaw.co.uk			
All dimensions are in millimetres unless otherwise stated			
All fasteners to be checked on site			
© Hambleside Danelaw Ltd, with the copyright of this document			
No part of this document may be reproduced, stored in a retrieval system or transmitted in any form or by any means electronic, mechanical, photocopying, recording or otherwise without the prior written permission of Hambleside Danelaw Ltd.			



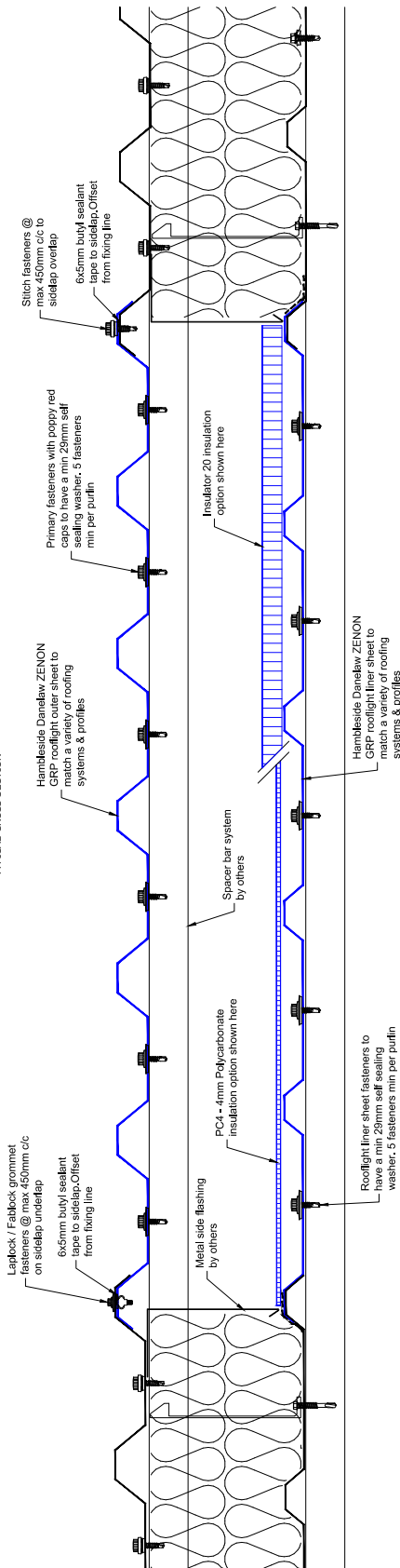
HAMBLESIDE DANELAW ZENON FACTORY ASSEMBLED INSULATED ROOFLIGHT - TYPICAL END LAPS



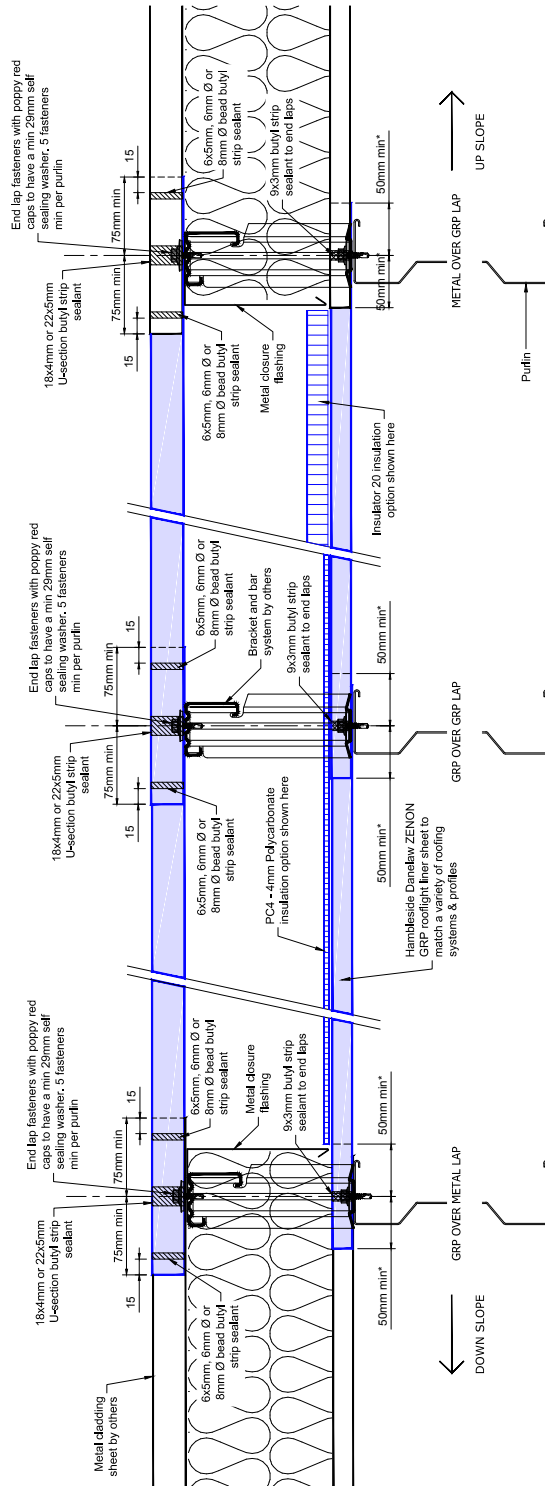
Recommended installation instructions

SITE ASSEMBLED ROOFLIGHT - SAR

HAMBLESIDE DANELAW SITE ASSEMBLED ROOFLIGHTS
TYPICAL CROSS SECTION



HAMBLESIDE DANELAW SITE ASSEMBLED ROOFLIGHTS
TYPICAL END LAPS



For further guidance on the sealing of rooflights please refer to MCRMA Technical Paper 16

- * 50mm minimum
- 100mm recommended

DRAWING TITLE	DATE	SHEET
Typical Fixing Details	09.10.2015	01
Site Assembled Rooflights	PAPER SIZE	A3
PROJECT	CLIENT	REVISION
NA	NA	NA
HDL	SCALE	1:4
SG	DRAWING NO	RT-SAR
NA	Hambleside Danelaw Ltd T 01327 701900 F 01327 701909 www.hambleside-danelaw.co.uk	

All dimensions are in millimetres unless otherwise stated.
© Hambleside Danelaw Ltd. All rights reserved.
This drawing is for the use of the client only and must not be used for any other purpose other than that specified in the contract.

